



US00D520712S

(12) **United States Design Patent**
Wyatt

(10) **Patent No.:** **US D520,712 S**

(45) **Date of Patent:** **** May 16, 2006**

- (54) **SCARF**
 - (76) Inventor: **Joyce Marie' Wyatt**, P.O. Box 9118,
Kansas City, KS (US) 66102-9118
 - (**) Term: **14 Years**
 - (21) Appl. No.: **29/196,196**
 - (22) Filed: **Dec. 22, 2003**
 - (51) **LOC (8) Cl.** **02-05**
 - (52) **U.S. Cl.** **D2/500**
 - (58) **Field of Classification Search** D2/600,
D2/602, 605, 500, 501, 502; 2/171, 171.1,
2/174, 202, 203, 207, 129, 131, 132, 143,
2/133, 46, 48, 49.1, 49.2, 49.3, 49.4, 49.5,
2/50, 51, 52, 60, 88, 91; D6/595, 596, 608;
340/572.3; 206/390
- See application file for complete search history.

3,949,875 A	*	4/1976	Catania et al.	206/390
4,682,154 A	*	7/1987	Fearon et al.	340/572.3
4,870,707 A	*	10/1989	Hayes	2/207
D374,545 S		10/1996	Cionni	
D380,119 S	*	6/1997	Gonzalez	D6/608
D398,736 S		9/1998	Hamilton	
D400,335 S		11/1998	Metcalf	
D475,834 S		6/2003	Margiela	
6,640,342 B1	*	11/2003	Dixon	2/171

* cited by examiner

Primary Examiner—Paula A. Greene
(74) *Attorney, Agent, or Firm*—Invention Protection Associates, LLC; Brian Took

(57) **CLAIM**

The ornamental design for a scarf, as shown.

DESCRIPTION

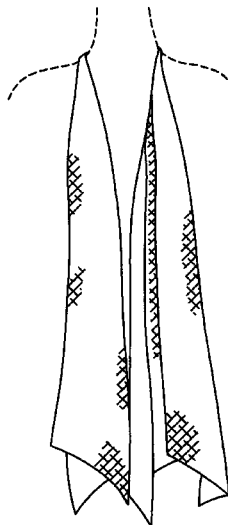
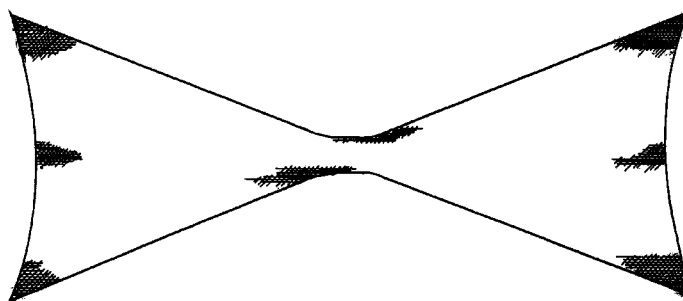
FIG. 1 is a top plan view of a scarf showing my new design; FIG. 2 is a right side elevational view thereof, the left side elevational view being a mirror image of the right side view. FIG. 3 is a top plan view thereof, the bottom plan view being a mirror image of the top plan view; FIG. 4 is a front perspective view thereof; and, FIG. 5 is a rear perspective view thereof.

1 Claim, 2 Drawing Sheets

(56) **References Cited**

U.S. PATENT DOCUMENTS

D32,717 S	5/1900	Orwan	
1,072,735 A	9/1913	Kellner	
1,652,982 A	* 12/1927	Grean	2/91
3,080,566 A	* 3/1963	Neumann	2/91
3,283,337 A	* 11/1966	Dawes et al.	2/143



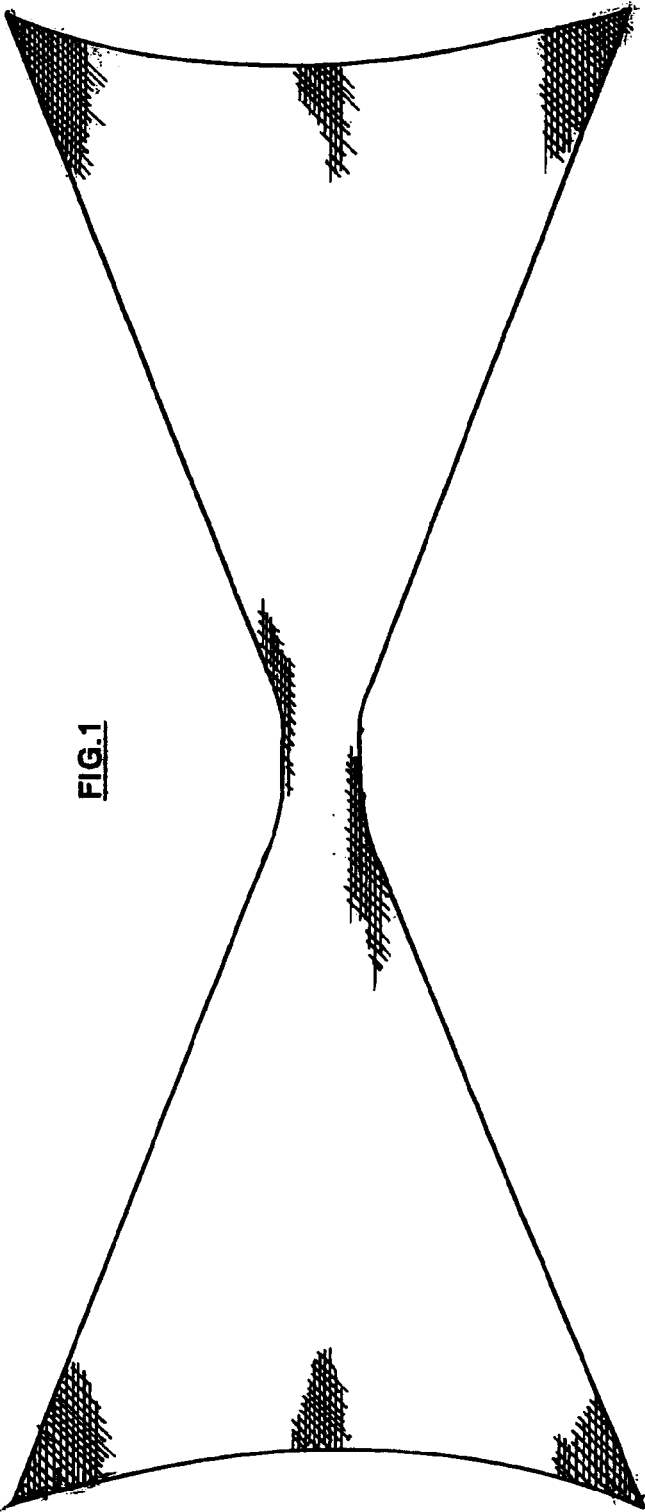


FIG. 1

FIG. 2



FIG. 3



FIG. 4

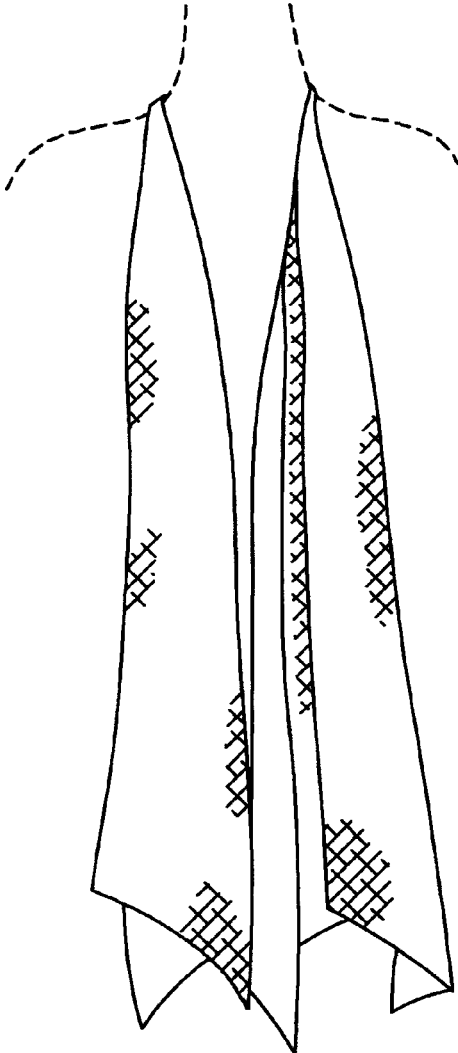


FIG. 5

