



US00D569939S

(12) **United States Design Patent**
Edwards

(10) **Patent No.:** **US D569,939 S**

(45) **Date of Patent:** **** May 27, 2008**

(54) **GOLF GRIP**

5,480,146 A * 1/1996 Comer 473/203

(76) Inventor: **Daryle A. Edwards**, 14711 S. Arapaho
Dr., Olathe, KS (US) 66062

* cited by examiner

Primary Examiner—Mitchell I Siegel

(74) *Attorney, Agent, or Firm*—Invention Protection
Associates, LLC

(**) Term: **14 Years**

(21) Appl. No.: **29/279,023**

(22) Filed: **Apr. 17, 2007**

(57) **CLAIM**

The ornamental design for a golf grip, as shown and
described.

(51) **LOC (8) Cl.** **21-02**

(52) **U.S. Cl.** **D21/756**

(58) **Field of Classification Search** D21/756-757;
473/203, 300-303

See application file for complete search history.

DESCRIPTION

FIG. 1 is a rear elevational view showing my new design for
a golf grip;

FIG. 2 is a right elevational view thereof;

FIG. 3 is a front elevational view thereof;

FIG. 4 is a left elevational view thereof;

FIG. 5 is a front and left elevational view thereof; and,

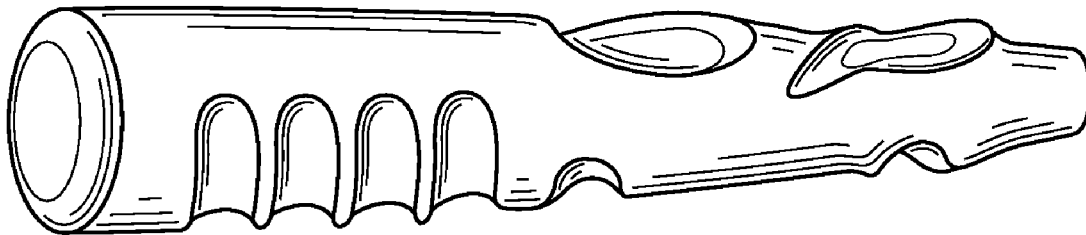
FIG. 6 is a front and left perspective view thereof.

(56) **References Cited**

U.S. PATENT DOCUMENTS

1,664,257	A *	3/1928	McCullough	473/203
2,091,512	A *	8/1937	Marsh	473/203
D125,602	S *	3/1941	Wheeler et al.	D21/756
2,690,338	A *	9/1954	De Brocke	473/203
4,934,024	A *	6/1990	Sexton, I	473/203
D341,178	S *	11/1993	Rice et al.	D21/756

1 Claim, 3 Drawing Sheets



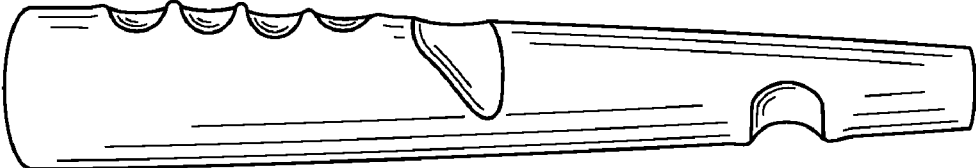


Fig. 1

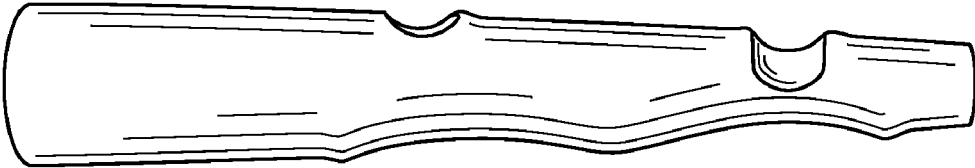


Fig. 2

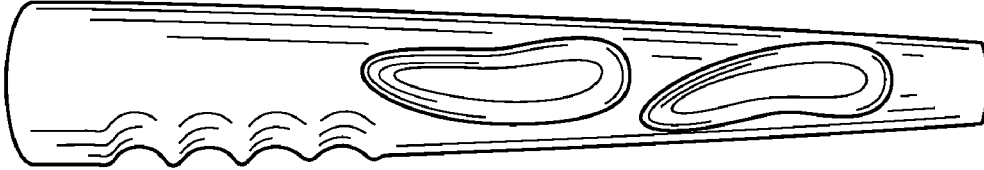


Fig. 3

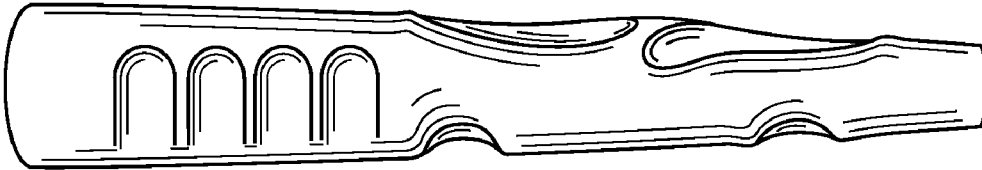


Fig. 4

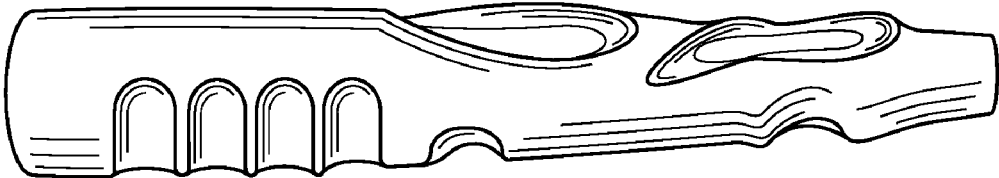


Fig. 5

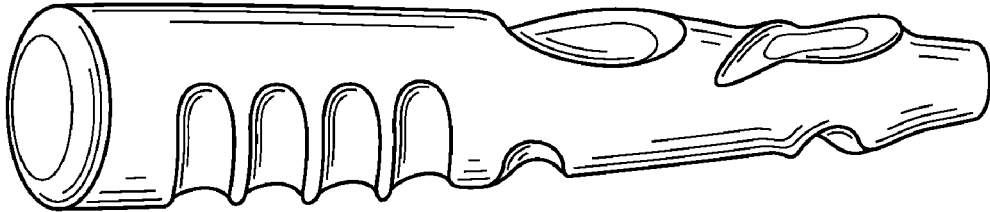


Fig. 6